



SAM[®]

2-inch Standby Attitude Module

Manufactured by Mid-Continent Instruments and Avionics

SAM[®] IS THE FIRST DIGITAL, 2-INCH STANDBY ATTITUDE MODULE WITH A UNIQUE TWO-SCREEN DISPLAY.

SAM[®] is a solid-state instrument that displays attitude, altitude, airspeed, slip, vertical trend, and heading information to the pilot during normal or standby operation in the event of primary instrument failure.



SELECTABLE
ORIENTATION



FIELD
UPGRADEABLE
SOFTWARE



EMERGENCY
BATTERY

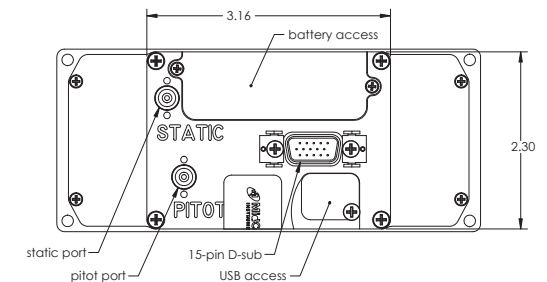

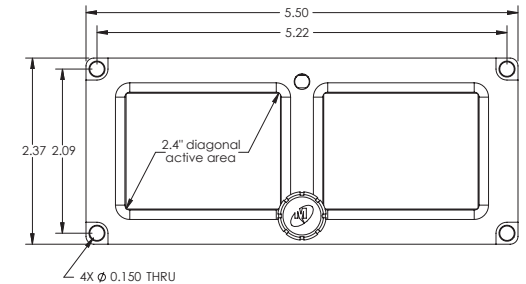
- Attitude, altitude, airspeed, slip, and vertical trend indication
- Heading via MD32 Magnetometer (optional) or aircraft system
- Five primary functions utilize modern solid-state MEMS gyro, accelerometer and pressure transducer technology
- Small 2.4" x 5.5" footprint
- Extremely lightweight — 1.6 lbs
- Self-contained, rechargeable, field-replaceable emergency battery
- Smooth, high-definition graphics
- Unique two-screen display with wide viewing angles and a user-friendly menu structure
- Selectable orientation — horizontal and vertical
- Aircraft-specific, programmable airspeed range markings
- Configurable for static source error correction (SSEC)
- Simple user interface — one knob configures the display and provides menu control
- 10–32 VDC power input
- External, automatic and manual dimming control settings
- Software configurable lighting curves
- Field-upgradable software via standard USB port
- Designed and built in Wichita, Kansas, USA
- Two-year or 2,000-hour warranty

2-inch Standby Attitude Module

Manufactured by Mid-Continent Instruments and Avionics

SPECIFICATIONS

Power Input	10–32 VDC; 6W nominal, 40W max	
Output	ARINC 429 (high or low speed, see manual for specific labels)	
Operating Range	Attitude	300° per second pitch, roll and yaw (max)
	Altitude	-1,500 to +55,000 ft (-457 to 16,764 m)
	Airspeed	20 to 500 knots (23 to 575 mph) (37 to 926 kph)
Vertical Trend	6 second time frame	
Heading	Within ± 2° up to 55° N or 45° S	
Units of Measure	Altitude	Feet or meters
	Barometric Setting	Inches of mercury, millibars
	Airspeed	Knots, miles per hour or kilometers per hour
Panel Tilt	Configurable	-90° to +90° pitch
Panel Roll	Configurable	-5° to +5° roll
Lighting	5, 14 or 28 VDC external input or internal photocell Programmable dimming curve	
Pilot Interface	16-detent, push and turn knob	
Weight	1.6 lbs (0.73 kg)	
Battery	Rechargeable, field-replaceable, internal battery (P/N 6420302-1, 6420302-4, 6420302-7, 6420302-8)	
	Technology	Nanophosphate [®] lithium-ion or nickel metal hydride
	Run time	60 minutes minimum when fully charged and properly maintained
Mounting	Front panel mounted	
Mating Connectors	Mid-Continent P/N 9017646 kit contains custom DB15 connector with configuration module, pitot and static connectors	
Certification	FAA TSO certified to C2d, C3e, C4c, C6e (incomplete), C10b, C106, C113a, C179a ANAC TSO certified to C2d, C3e, C4c, C10b, C106, C113a, C179a EASA ETSO certified to C2d, C3d (incomplete), C4c, C10b, C106, C113, C179a RTCA DO-178B and DO-254 Design Assurance Level (DAL) A RTCA DO-160 and RTCA DO-311 qualified	



PART NUMBER	BEZEL	BATTERY	
6420302-1	Black	Yes	Li-ion
6420302-2	Black	No	--
6420302-3	N/A	No	--
6420302-4	Gray	Yes	Li-ion
6420302-5	Gray	No	--
6420302-7	Black	Yes	NiMH
6420302-8	Gray	Yes	NiMH